

ORDER BLOCK ENTRY



1001 Examples

Copyright

@m82mbise and @fx19orderblock

ORDER BLOCK ENTRY

Our focus

- We look at the forex market with the eyes of Smart money.
- We are the founders of the SH/SMS-BMS-RTO magical strategy.
- Find us on
- WhatsApp +255755674988 and telegram @m82mbise and @fx19orderblock



ORDER BLOCK ENTRY ABBREVIATIONS

Abbreviations you might find helpful

- Abbreviations you might find helpful
- PDH- Previous day high
- PDL- Previous Day Low
- PWH- Previous Week High
- PWL-Previous Week Low
- BMS- Break in Market Structure



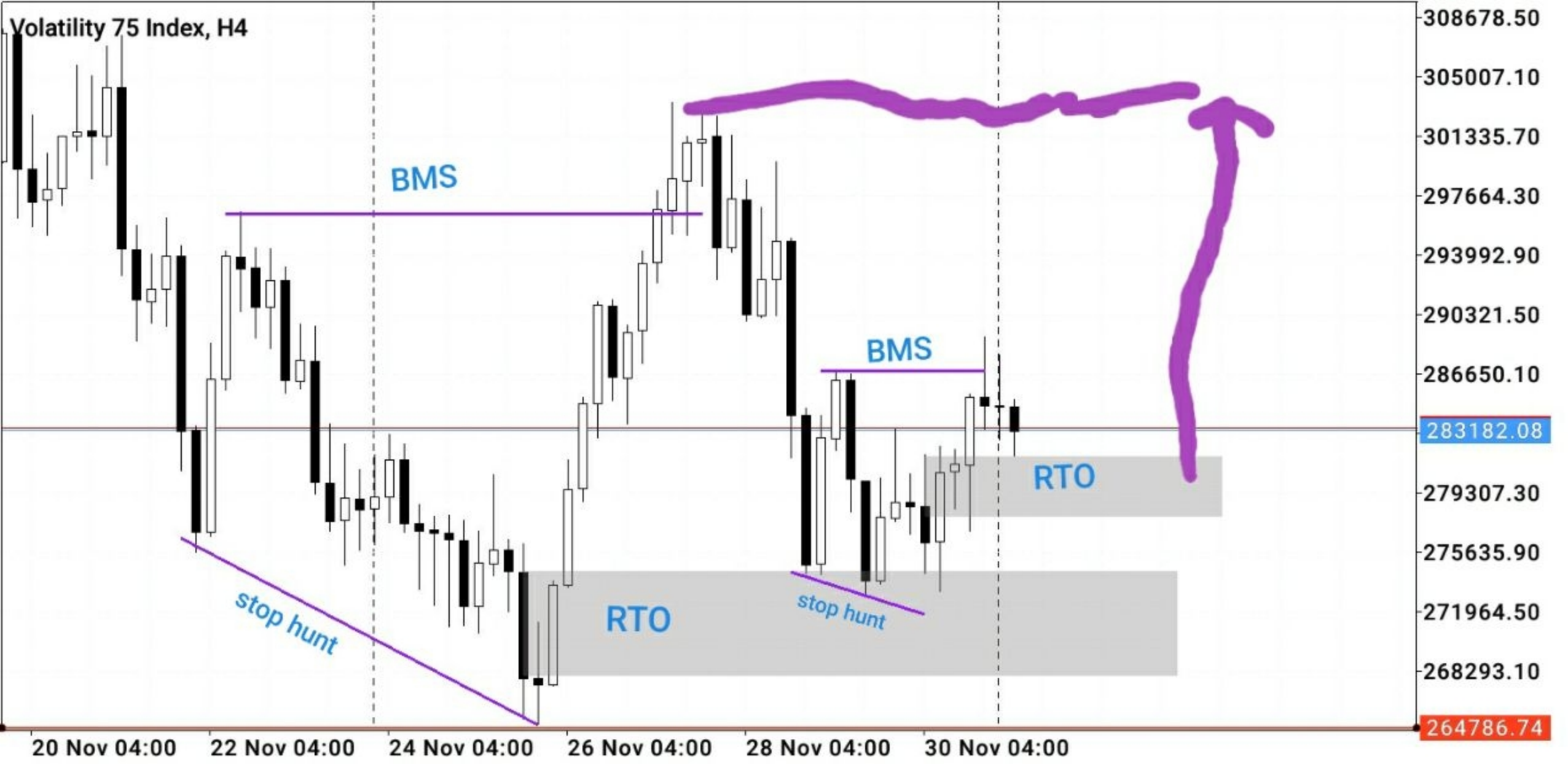
➡ ORDER BLOCK ENTRY

- ➡ SMS- Shift in Market Structure
- ➡ RTO- Return to Order Block/Origin
- ➡ OB- Order Block
- ➡ OTE- Optimum trade Entry
- ➡ IPDA - Interbank Price Delivery Algorithm
- ➡ FVG -Fair Value Gap
- ➡ SMT- Smart Money Tool
- ➡ LP- Liquidity Pool



ORDER BLOCK ENTRY

- LP- Liquidity Pool
- IOF-Institutional Order Flow
- BISI - Buy Side Imbalance Sell side Inefficient
- SIBI- Sell Side Imbalance Buy Side Inefficient
- COT- Commitment of Traders
- AMD- Accumulation, Manipulation & Distribution
- SH- Stop Hunt
- CBDR-Central Bank Dealers Range









EQUAL Highs

Does the Setup
offer 3:1 R?

Setup



A Basic ICT
Model - Longs

Last modified: 7:39 AM

Created: 7:39 AM





EQUAL Highs

Does the Setup
offer 3:1 R?

Setup



A Basic ICT
Model - Longs

Last modified: 7:39 AM

Created: 7:39 AM

EQUAL Highs

Does the Setup
offer 3:1 R?

Setup



A Basic ICT

Model - Longs

EQUAL Highs

Does the Setup
offer 3:1 R?

Setup

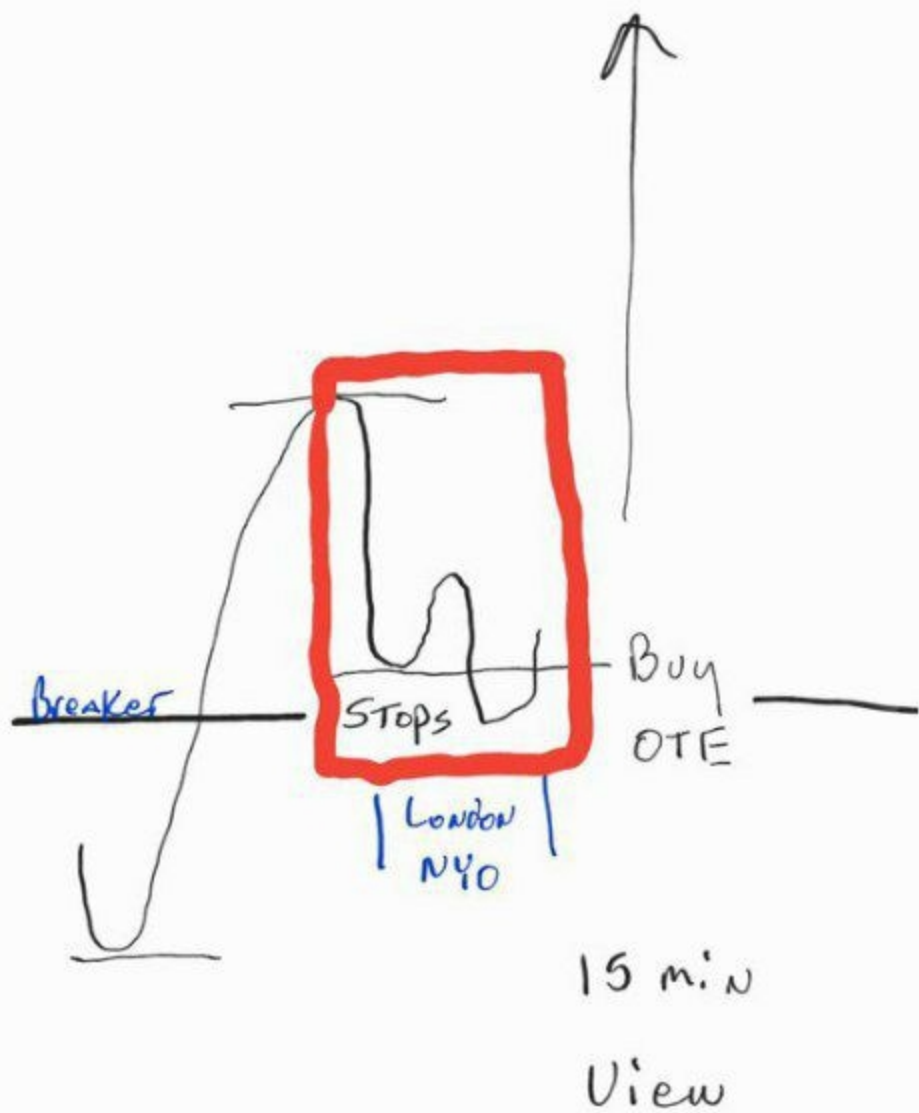


A Basic ICT

Model - Longs

No title

Equal Highs



No title

Equal Highs



Balance:	400.00
Equity:	525.60
Free margin:	161.37
Margin Level (%):	220.26
Margin:	238.63

Positions

GBPUSD, buy 0.05 1.22990 → 1.23189	9.95
GOLD, buy 0.05 1 508.510 → 1 516.260	38.75
GOLD, buy 0.05 1 508.760 → 1 516.260	37.50
GBPUSD, buy 0.05 1.23101 → 1.23189	4.40
GOLD, buy 0.05 1 509.260 → 1 516.260	35.00



Balance:	400.00
Equity:	525.60
Free margin:	161.37
Margin Level (%):	220.26
Margin:	238.63

Positions

GBPUSD, buy 0.05 1.22990 → 1.23189	9.95
GOLD, buy 0.05 1 508.510 → 1 516.260	38.75
GOLD, buy 0.05 1 508.760 → 1 516.260	37.50
GBPUSD, buy 0.05 1.23101 → 1.23189	4.40
GOLD, buy 0.05 1 509.260 → 1 516.260	35.00







• ↵ □ ←





GBPUSD, H1

1.23441 1.23797 1.23386 1.23729



6 Sep 23:00 9 Sep 11:00 9 Sep 23:00











EURUSD, M15

1.10768 1.10823 1.10764 1.10808

1.10940

1.10915

1.10890

1.10868

#44325670 buy

1.10840

1.10813

1.10808

1.10790

1.10774

1.10765

Expansion

1.10740

1.10715

1.10690

1.10665

1.10640

1.10615

#44292046 buy

1.10615

1.10590

1.10565

1.10540

1.10515

6 Nov 03:45

6 Nov 15:45

7 Nov 03:45



Real



Trade

1 007.89 USD



Balance:

Equity:

Free margin:

Margin Level (%):

Margin:

178.84

Positions

PCAD, sell 0.20

59313 → 1.68820

74.86

PCAD, sell 0.20

59317 → 1.68820

75.46

PCAD, sell 0.20

59320 → 1.68820

75.92

RUSD, sell 0.20

11640 → 1.10745

179.00

RUSD, sell 0.20

11501 → 1.10745

151.20

RUSD, sell 0.51

11623 → 1.10745

447.78





Balance:

Equity:

Free margin:

Margin Level (%):

Margin:

178.84



Positions

PCAD, sell 0.20

9313 → 1.68820

74.86

PCAD, sell 0.20

9317 → 1.68820

75.46

PCAD, sell 0.20

9320 → 1.68820

75.92

RUSD, sell 0.20

1640 → 1.10745

179.00

RUSD, sell 0.20

1501 → 1.10745

151.20

RUSD, sell 0.51

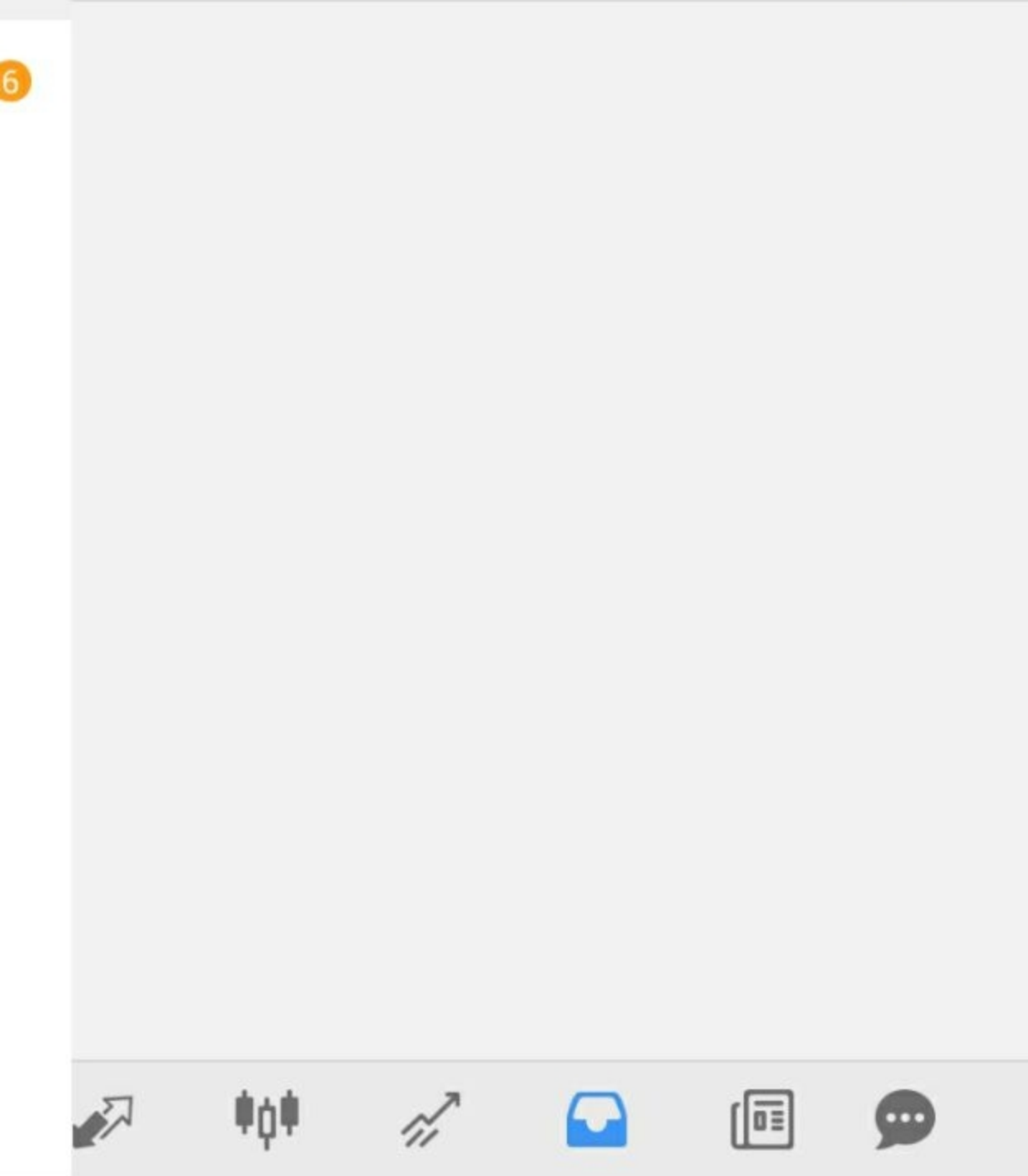
1623 → 1.10745

447.78

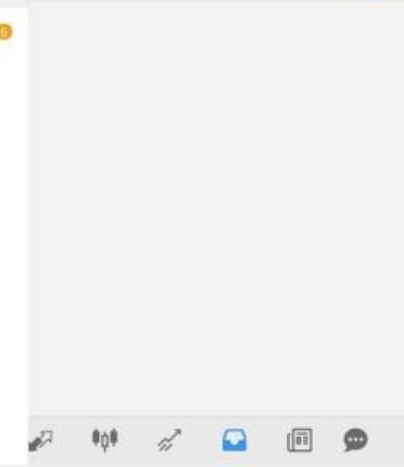




Profit:	274.42
Swap:	-1.28
Balance:	273.14
Volatility 75 Index, sell 0.01	2019.11.13 16:35:09
17 481.79 → 303 433.14	140.49
Volatility 75 Index, sell 0.01	2019.11.13 17:14:13
18 443.84 → 305 051.22	133.93



Profit:	274.42
Swap:	-1.28
Balance:	273.14
Volatility 75 Index, sell 0.01	2019.11.13 16:35:09
17 481.79 → 303 433.14	140.49
Volatility 75 Index, sell 0.01	2019.11.13 17:14:13
18 443.84 → 305 051.22	133.93















Volatility 75 Index, W1



26 May 2019 18 Aug 2019 10 Nov 2019





@Mbise

Volatility 75 Index, M5



281550.40

281133.75

280803.54

280673.54

280300.45

279883.80

279467.15

279050.50

278633.85

278217.20

277800.55

277383.90

276967.25

276550.60

276133.95

275717.30

275300.65

274884.00

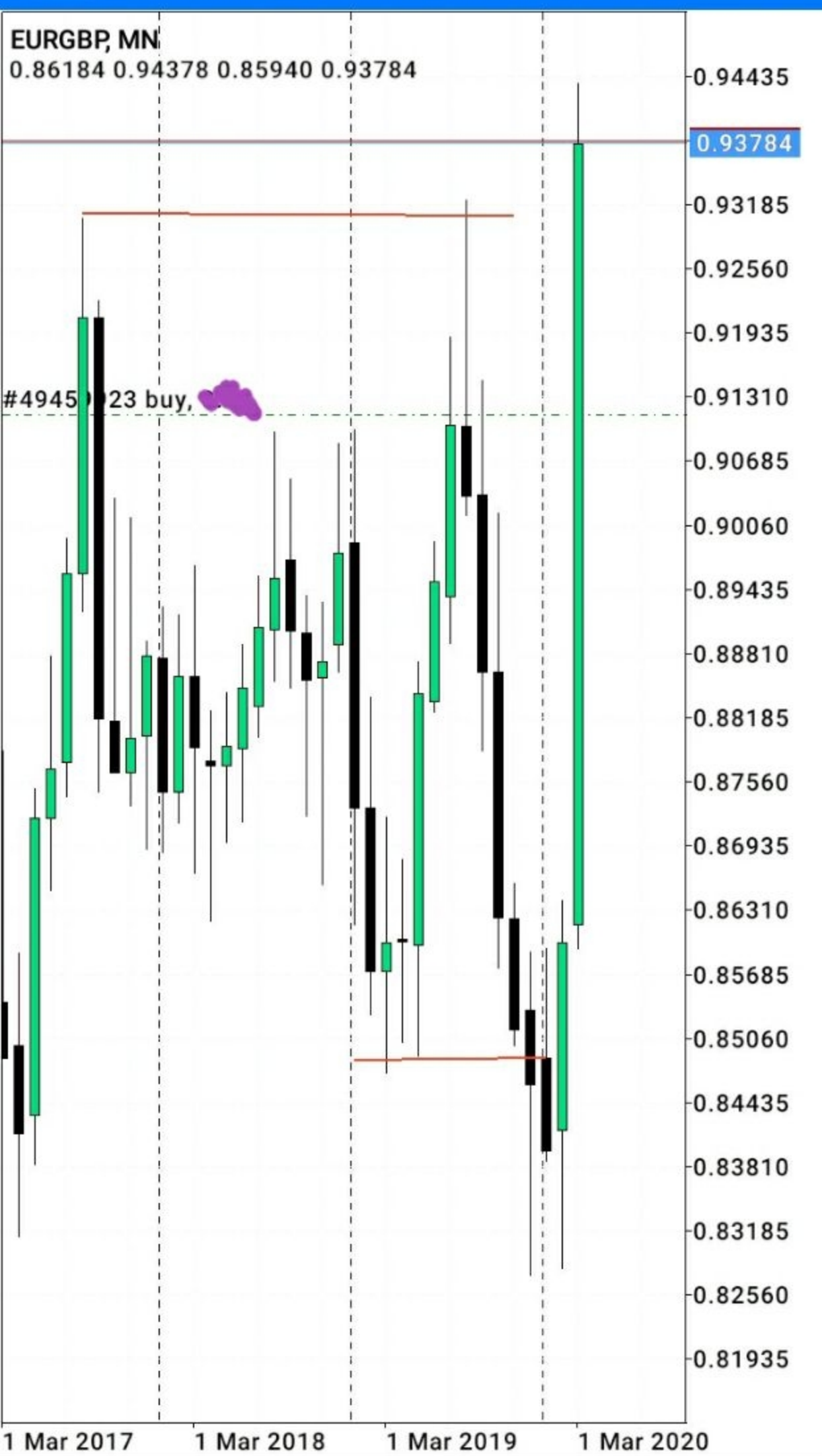
274467.35

274050.70

273634.05

30 Nov 05:25 30 Nov 07:25 30 Nov 09:25







11039.1850 11169.7060 10847.5590 10979.2470

-8806.4925

#3092794 buy



9 Feb 2020

















USDZAR, MN

15.82986 17.88397 15.20037 17.53198



1 May 2013

1 May 2015

1 May 2017

1 May 2019









Volatility 75 Index, H4





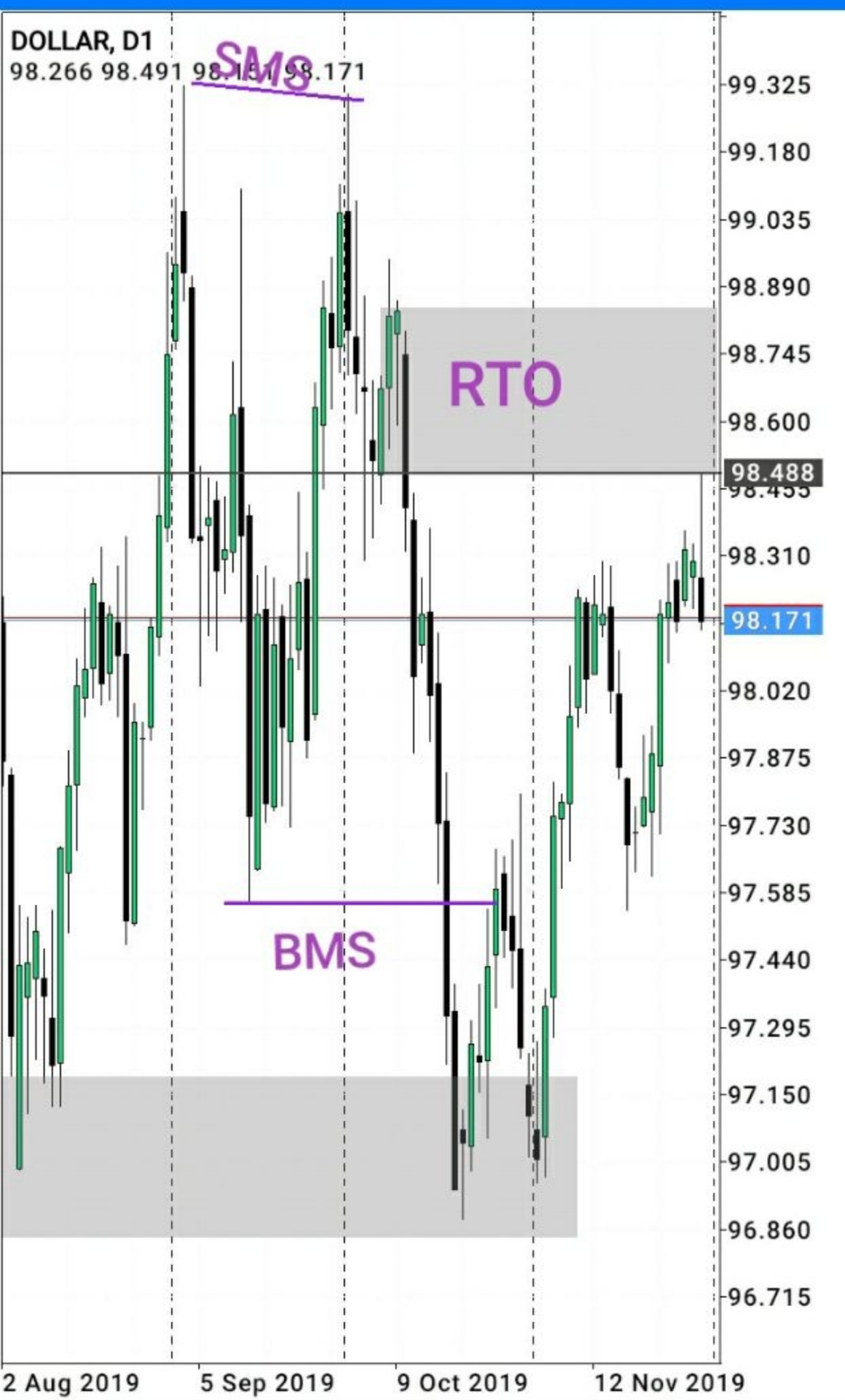














DOLLAR, D1

98.266 98.491 98.171

SMG

RTO

BMS

99.325

99.180

99.035

98.890

98.745

98.600

98.488

98.310

98.171

98.020

97.875

97.730

97.585

97.440

97.295

97.150

97.005

96.860

96.715

2 Aug 2019

5 Sep 2019

9 Oct 2019

12 Nov 2019







Volatility 75 Index, M15

297663.88
297534.88

297124.05

296606.40

296088.75

295571.10

295053.45

294535.80

294018.15

293500.50

292982.85

292465.20

291947.55

291429.90

290912.25

290394.60

289876.95

289359.30

288841.65

288324.00

287806.35

#156349168 buy 0.01

#156349732 buy 0.01

#156351079 buy 0.01

15 OB retest

1 Dec 07:00

1 Dec 10:00

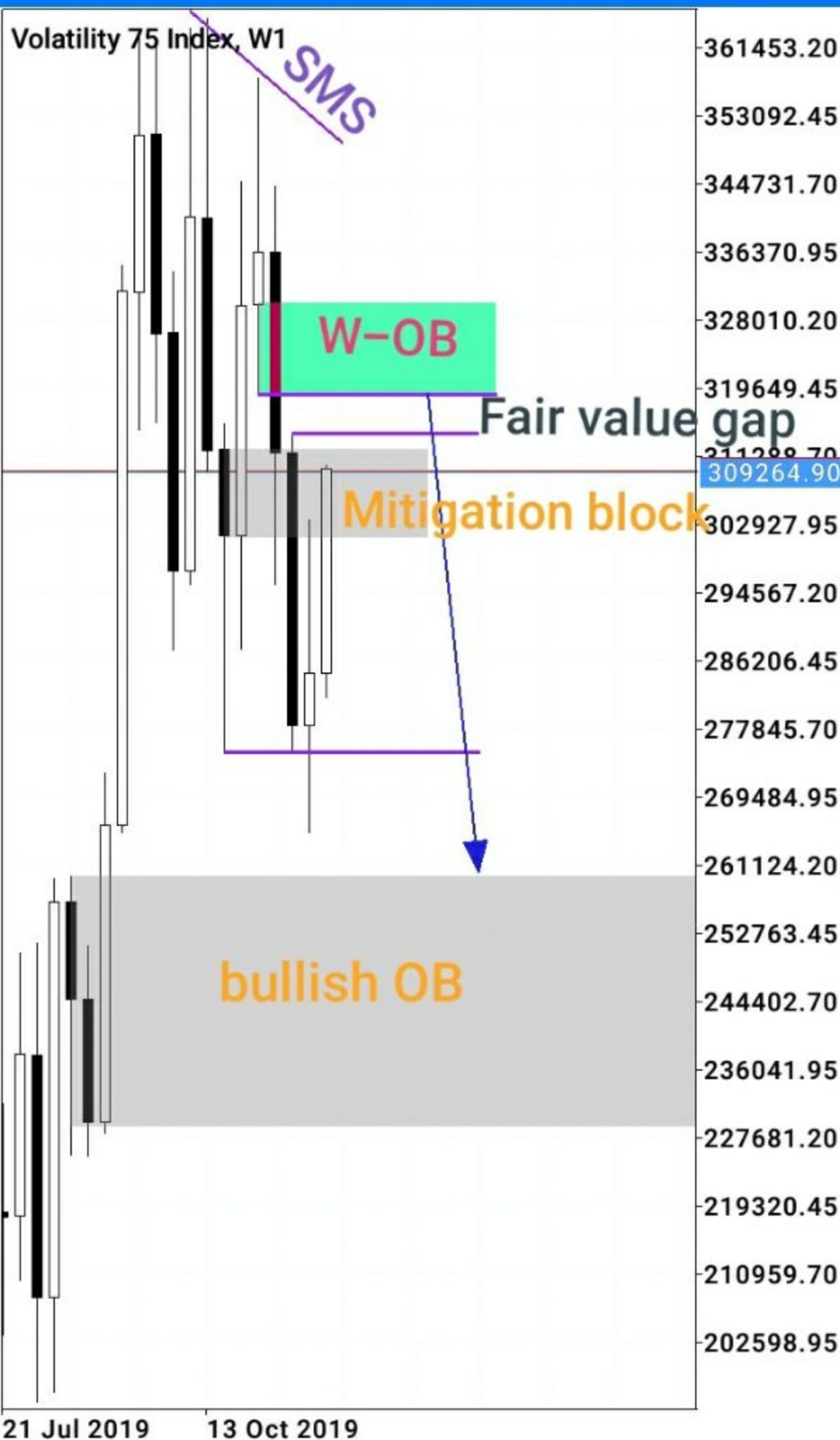






Volatility 75 Index, H4







Volatility 75 Index, W1

SMS

W-OB

Fair value gap

Mitigation block

bullish OB

361453.20
353092.45
344731.70
336370.95
328010.20
319649.45
311288.70
302927.95
294567.20
286206.45
277845.70
269484.95
261124.20
252763.45
244402.70
236041.95
227681.20
219320.45
210959.70
202598.95

21 Jul 2019 13 Oct 2019







EURUSD, H4

1.10143 1.10262 1.10027 1.10252

11000

1 10974

1.10920

1.10850

1.10780

1.10710

1.10640

-1.10570

1.10500

-1.10430

1.10360

+1.10290

1-19252

+1.10220

1.10150

-1.10080

1.10010

100

1.09940

1997, 1998, 1999, 2000, 2001, 2002, 2003, 2004, 2005, 2006, 2007, 2008, 2009, 2010, 2011, 2012, 2013, 2014, 2015, 2016, 2017, 2018, 2019, 2020, 2021, 2022, 2023, 2024, 2025, 2026, 2027, 2028, 2029, 2030, 2031, 2032, 2033, 2034, 2035, 2036, 2037, 2038, 2039, 2040, 2041, 2042, 2043, 2044, 2045, 2046, 2047, 2048, 2049, 2050, 2051, 2052, 2053, 2054, 2055, 2056, 2057, 2058, 2059, 2060, 2061, 2062, 2063, 2064, 2065, 2066, 2067, 2068, 2069, 2070, 2071, 2072, 2073, 2074, 2075, 2076, 2077, 2078, 2079, 2080, 2081, 2082, 2083, 2084, 2085, 2086, 2087, 2088, 2089, 2090, 2091, 2092, 2093, 2094, 2095, 2096, 2097, 2098, 2099, 2100, 2101, 2102, 2103, 2104, 2105, 2106, 2107, 2108, 2109, 2110, 2111, 2112, 2113, 2114, 2115, 2116, 2117, 2118, 2119, 2120, 2121, 2122, 2123, 2124, 2125, 2126, 2127, 2128, 2129, 2130, 2131, 2132, 2133, 2134, 2135, 2136, 2137, 2138, 2139, 2140, 2141, 2142, 2143, 2144, 2145, 2146, 2147, 2148, 2149, 2150, 2151, 2152, 2153, 2154, 2155, 2156, 2157, 2158, 2159, 2160, 2161, 2162, 2163, 2164, 2165, 2166, 2167, 2168, 2169, 2170, 2171, 2172, 2173, 2174, 2175, 2176, 2177, 2178, 2179, 2180, 2181, 2182, 2183, 2184, 2185, 2186, 2187, 2188, 2189, 2190, 2191, 2192, 2193, 2194, 2195, 2196, 2197, 2198, 2199, 2200, 2201, 2202, 2203, 2204, 2205, 2206, 2207, 2208, 2209, 2210, 2211, 2212, 2213, 2214, 2215, 2216, 2217, 2218, 2219, 2220, 2221, 2222, 2223, 2224, 2225, 2226, 2227, 2228, 2229, 2230, 2231, 2232, 2233, 2234, 2235, 2236, 2237, 2238, 2239, 2240, 2241, 2242, 2243, 2244, 2245, 2246, 2247, 2248, 2249, 2250, 2251, 2252, 2253, 2254, 2255, 2256, 2257, 2258, 2259, 2260, 2261, 2262, 2263, 2264, 2265, 2266, 2267, 2268, 2269, 2270, 2271, 2272, 2273, 2274, 2275, 2276, 2277, 2278, 2279, 2280, 2281, 2282, 2283, 2284, 2285, 2286, 2287, 2288, 2289, 2290, 2291, 2292, 2293, 2294, 2295, 2296, 2297, 2298, 2299, 2300, 2301, 2302, 2303, 2304, 2305, 2306, 2307, 2308, 2309, 2310, 2311, 2312, 2313, 2314, 2315, 2316, 2317, 2318, 2319, 2320, 2321, 2322, 2323, 2324, 2325, 2326, 2327, 2328, 2329, 2330, 2331, 2332, 2333, 2334, 2335, 2336, 2337, 2338, 2339, 2340, 2341, 2342, 2343, 2344, 2345, 2346, 2347, 2348, 2349, 2350, 2351, 2352, 2353, 2354, 2355, 2356, 2357, 2358, 2359, 2360, 2361, 2362, 2363, 2364, 2365, 2366, 2367, 2368, 2369, 2370, 2371, 2372, 2373, 2374, 2375, 2376, 2377, 2378, 2379, 2380, 2381, 2382, 2383, 2384, 2385, 2386, 2387, 2388, 2389, 2390, 2391, 2392, 2393, 2394, 2395, 2396, 2397, 2398, 2399, 2400, 2401, 2402, 2403, 2404, 2405, 2406, 2407, 2408, 2409, 2410, 2411, 2412, 2413, 2414, 2415, 2416, 2417, 2418, 2419, 2420, 2421, 2422, 2423, 2424, 2425, 2426, 2427, 2428, 2429, 2430, 2431, 2432, 2433, 2434, 2435, 2436, 2437, 2438, 2439, 2440, 2441, 2442, 2443, 2444, 2445, 2446, 2447, 2448, 2449, 2450, 2451, 2452, 2453, 2454, 2455, 2456, 2457, 2458, 2459, 2460, 2461, 2462, 2463, 2464, 2465, 2466, 2467, 2468, 2469, 2470, 2471, 2472, 2473, 2474, 2475, 2476, 2477, 2478, 2479, 2480, 2481, 2482, 2483, 2484, 2485, 2486, 2487, 2488, 2489, 2490, 2491, 2492, 2493, 2494, 2495, 2496, 2497, 2498, 2499, 2500, 2501, 2502, 2503, 2504, 2505, 2506, 2507, 2508, 2509, 2510, 2511, 2512, 2513, 2514, 2515, 2516, 2517, 2518, 2519, 2520, 2521, 2522, 2523, 2524, 2525, 2526, 2527, 2528, 2529, 2530, 2531, 2532, 2533, 2534, 2535, 2536, 2537, 2538, 2539, 2540, 2541, 2542, 2543, 2544, 2545, 2546, 2547, 2548, 2549, 2550, 2551, 2552, 2553, 2554, 2555, 2556, 2557, 2558, 2559, 2560, 2561, 2562, 2563, 2564, 2565, 2566, 2567, 2568, 2569, 2570, 2571, 2572, 2573, 2574, 2575, 2576, 2577, 2578, 2579, 2580, 2581, 2582, 2583, 2584, 2585, 2586, 2587, 2588, 2589, 2590, 2591, 2592, 2593, 2594, 2595, 2596, 2597, 2598, 2599, 2600, 2601, 2602, 2603, 2604, 2605, 2606, 2607, 2608, 2609, 2610, 2611, 2612, 2613, 2614, 2615, 2616, 2617, 2618, 2619, 2620, 2621, 2622, 2623, 2624, 2625, 2626, 2627, 2628, 2629, 2630, 2631, 2632, 2633, 2634, 2635, 2636, 2637, 2638, 2639, 2640, 2641, 2642, 2643, 2644, 2645, 2646, 2647, 2648, 2649, 2650, 2651, 2652, 2653, 2654, 2655, 2656, 2657, 2658, 2659, 2660, 2661, 2662, 2663, 2664, 2665, 2666, 2667, 2668, 2669, 2670, 2671, 2672, 2673, 2674, 2675, 2676, 2677, 2678, 26

1 09870

100

#454,6449 tp

#45422 8 Sep. 0.51

#45466449 but 0.51

45466449-01

21 Nov 20:00	25 Nov 20:00	27 Nov 20:00	29 Nov 20:00
--------------	--------------	--------------	--------------







GOLD, H4

1455.710 1459.960 1455.510 1459.610





GOLD, H4

1455.710 1459.960 1455.510 1459.610









1.10403 1.10408 1.10402 1.10407

Daily setup in relation to time









EURUSD, H1

1.13070 1.13090 1.13028 1.13030







EURUSD, H1

1.13070 1.13090 1.13028 1.13030







GBPUSD, D1

1.29511 1.30491 1.29449 1.30383







Boom 1000 Index, W **double top**
 10993.1790 11079.7320 10649.5350 11024.0710





Boom 1000 Index, W1
 10993.1790 11079.7320 clean high 10649.5350 10862.6400







Boom 1000 Index, W1
 10993.1790 11079.7320 **clean high** 10649.5350 10862.6400



21 Jul 2019 13 Oct 2019 5 Jan 2020









USDCAD, W1

1.35869 1.38232 1.35180 1.38231

1.38197

#49165515 sl

#49165515 buy

1.33318

17 Mar 2019 1 Sep 2019 16 Feb 2020





















Volatility 75 Index, H4

395048.78 395461.25 389855.65 389877.17

#5851526 sell

#5851526 s

#1357084 sell

I can't buy
why?

23 Feb 00:00 25 Feb 00:00 27 Feb 00:00 29 Feb 00:00



437401.35
434995.70
432590.05
430184.40
427778.75
425373.10
422967.45
420561.80
418156.15
415750.50
413344.85
410939.20
408533.55
406127.90
403722.25
401316.60
398910.95
396505.30
394099.65
391694.00
389877.17
389288.33



Volatility 75 Index, H4

395048.78 395461.25 393798.43 394647.42



16 Feb 04:00 20 Feb 04:00 24 Feb 04:00 28 Feb 04:00







Volatility 75 Index, D1

351380.31 357459.91 331687.54 331892.90





Volatility 75 Index, W1

398925.43 411128.54 347372.91 347598.33



13 Oct 2019 24 Nov 2019 5 Jan 2020 16 Feb 2020





Volatility 75 Index, D1

392301.68 394336.48 382430.67 382729.43

#5851526 sell
 #5851526 sl
 #13570584 sell







Volatility 75 Index, D1

392301.68 394336.48 382430.67 382729.43

#5851526 sell
 #5851526 sl
 #13570584 sell









USDCAD, MN

1.34359 1.34389 1.33149 1.33685



1 Aug 2018 1 Feb 2019 1 Aug 2019 1 Feb 2020



USDZAR, MN

15.82986 16.92969 15.20037 15.93215



1 May 2014

1 May 2016

1 May 2018









USDCAD, W1

1.35869 1.37573 1.35794 1.36458



4 Nov 2018

21 Apr 2019

6 Oct 2019



















Volatility 75 Index, D1

364757.23 367518.46 358619.82 366973.60

















USDCAD, W1

1.35869 1.37573 1.35180 1.36989



30 Jun 2019 22 Sep 2019 15 Dec 2019 8 Mar 2020











USDZAR, MN

15.82986 17.88397 15.20037 17.53198













USDCAD, MN

1.34359 1.46505 1.33149 1.46033







Boom 1000 Index, W1

11039.1850 11169.7060 10847.5590 10979.2470

11234.7425

11113.3300

10978.9810

10870.5050

10749.0925

10627.6800

10506.2675

10384.8550

10263.4425

10142.0300

10020.6175

9899.2050

9777.7925

9656.3800

9534.9675

9413.5550

9292.1425

9170.7300

9049.3175

8927.9050

8806.4925

#919669 buy

#22939992 buy

#3092794 buy

25 Aug 2019 17 Nov 2019 9 Feb 2020





EURGBP, MN

0.86184 0.94378 0.85940 0.93784



1 Mar 2017

1 Mar 2018

1 Mar 2019

1 Mar 2020





EURUSD, H1

1.13070 1.13090 1.13028 1.13030



9 Mar 13:00 10 Mar 13:00 11 Mar 13:00







EURUSD, H1

1.13070 1.13090 1.13028 1.13030



9 Mar 13:00 10 Mar 13:00 11 Mar 13:00







GBPUSD, D1

1.29511 1.30491 1.29449 1.30383



27 Jan 2020

12 Feb 2020

28 Feb 2020







Boom 1000 Index, W **double top**
10993.1790 11079.7320 10649.5350 11024.0710





Boom 1000 Index, W1
 10993.1790 11079.7320 10649.5350 10862.6400

clean high



21 Jul 2019 13 Oct 2019 5 Jan 2020







Boom 1000 Index, W1
 10993.1790 11079.7320 **clean high** 10649.5350 10862.6400







EURUSD, W1

1.13503 1.14946 1.10553 1.12083



28 Jul 2019 20 Oct 2019 12 Jan 2020





USDCAD, W1

1.35869 1.38232 1.35180 1.38231

1.38197

#49165515 sl

#49165515 buy

1.33318

17 Mar 2019 1 Sep 2019 16 Feb 2020





